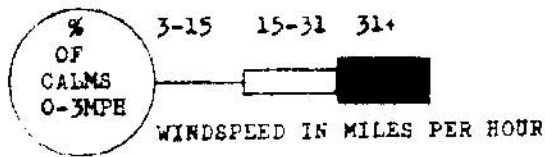
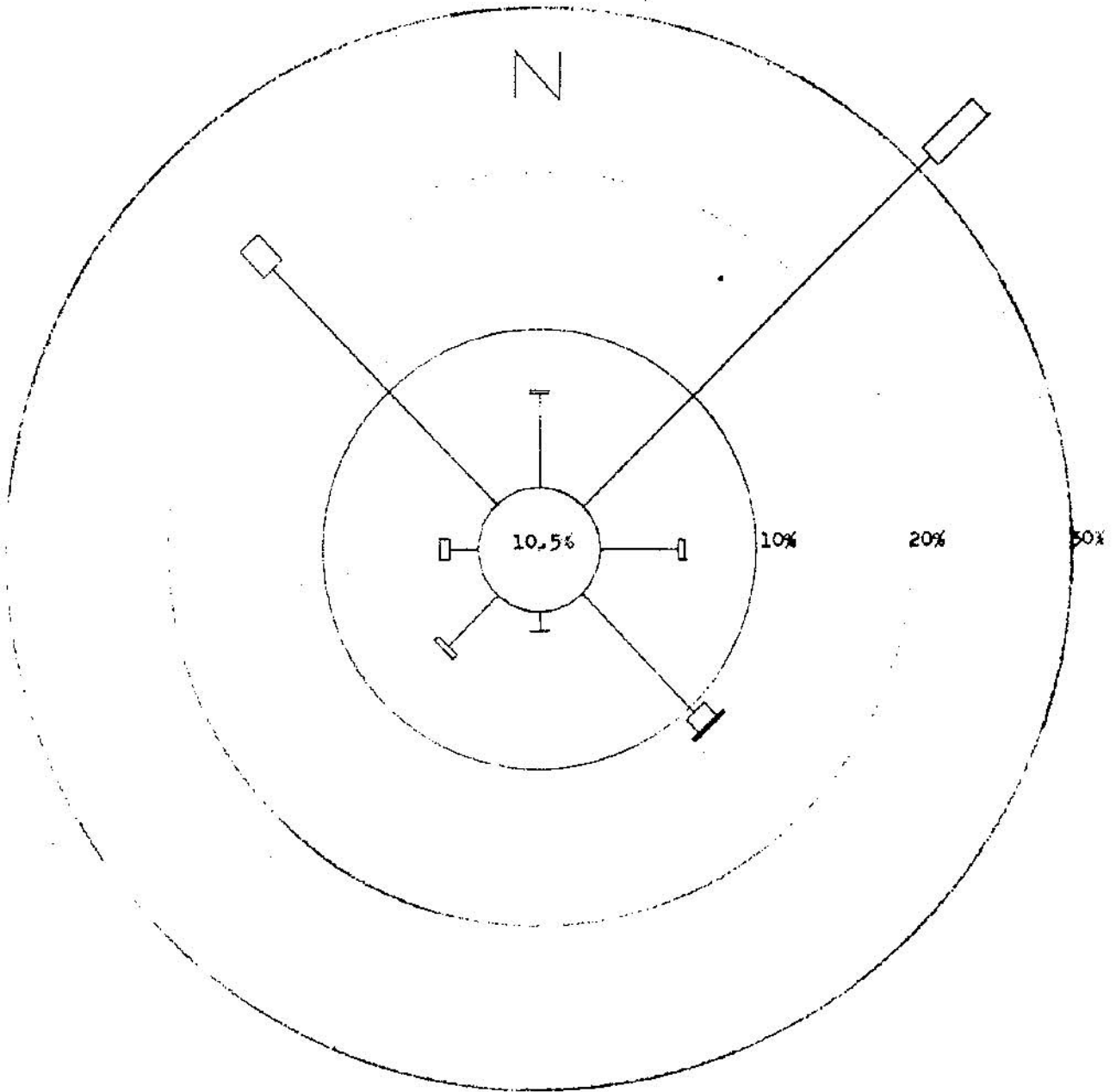
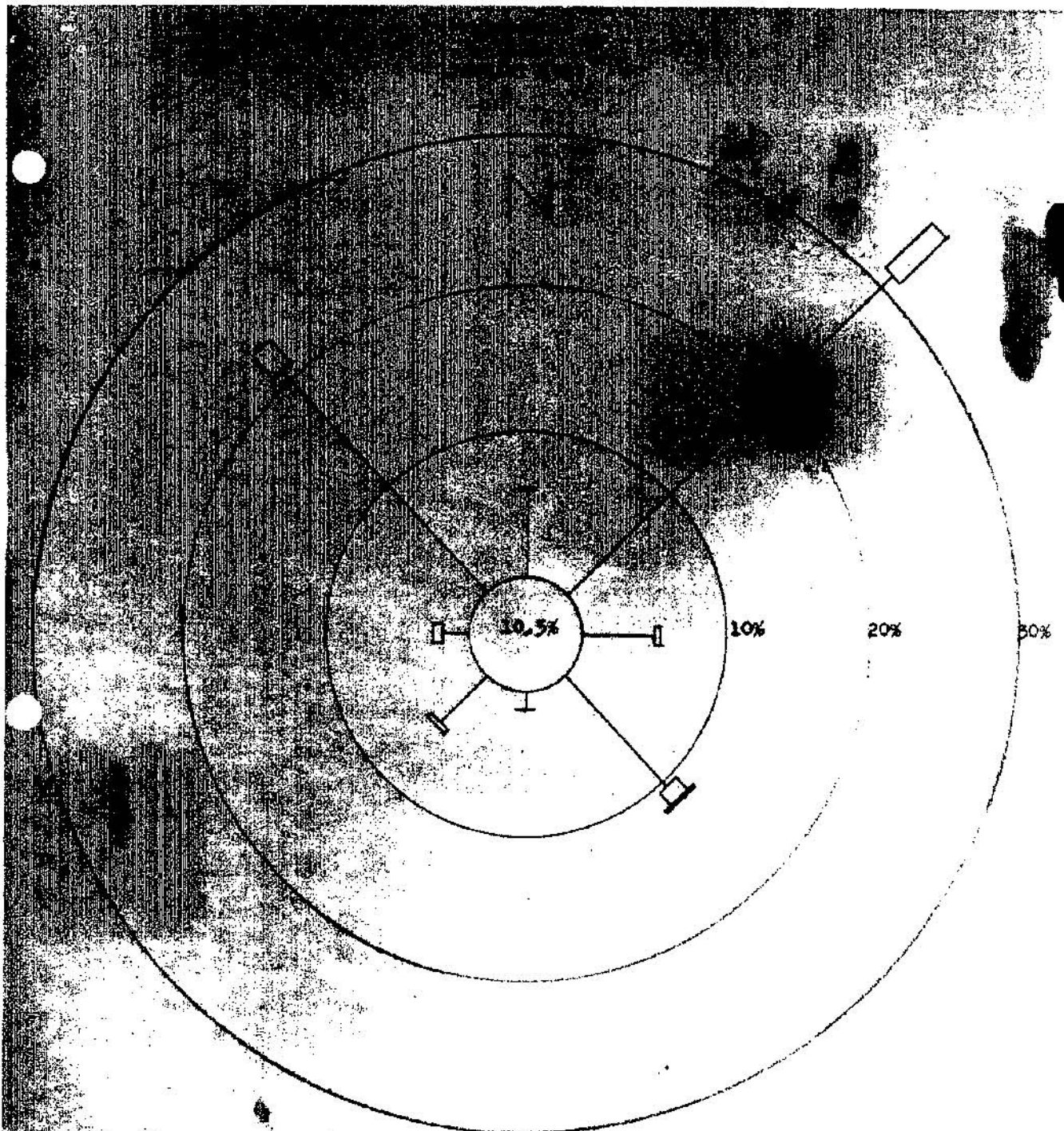




WIND ROSE  
SRE  
JANUARY 1998





3-15    15-31    31+  
 % OF CALMS 0-3MPH  
 WINDSPEED IN MILES PER HOUR

JANUARY 1933

DIRECTION	MONTH	TOTAL NO. OF OBS.	WINDSPEEDS			% OF TOTAL DIR.			% SPEED		
			1	2	3	1	2	3	1	2	3
N		72	68	4		6.1	94.5		5.5		
NE		423	368	55		35.3	87		13		
E		62	60	2		5.1	96.7		3.2		
SE		140	124	14	2	11.6	88.5		10	1.4	
S		14	13	1		1.1	92.8		7.1		
SW		58	54	4		4.8	93.1		6.9		
W		31	23	8		2.5	74.2		25.8		
NW		272	243	29		22.7	89.3		10.7		
CALM		126				10.5					
TOTALS		1198	953	117	2	99.7					

953  
 117  
 1198  
 -----  
 1072  
 1072  
 -----  
 1198

Aug 25 1933

Winds in CM

DIRECTION	WINDSPEEDS			OF TOTAL DIR.			% SPEED		
	1	2	3	1	2	3	1	2	3
N				1.83	1.76		.1		
NE				10.6	9.3		1.03		
E				1.53	1.46		.05		
SE				3.98	3.08		.35		.05
S				.33	.30		.03		
SW				1.44	1.34		.09		
W				.75	.55		.20		
NW				6.81	6.12		.69		
CALM				3.15					
TOTALS									

29.91%

TOTAL NO. OF OBS.

WINDSPEEDS

OF TOTAL DIR.

% SPEED

DIRECTION

MONTH

TOTAL NO. OF OBS.

1.44

1.29  
+ 0.09  

---

1.38

1.34  
+ 0.99  

---

1.439

1.34  
+ 0.99  

---

1.439



N - 5  
 Ne - 13  
 e - 7  
 SE - 17  $\frac{1-15}{2-2}$   
 S - 3  
 SW - 2  
 W -           
 NW - 8  
 Calm  $\frac{-20}{3}$   
75

N - 13  $\frac{1-11}{2-2}$   
 Ne - 16  $\frac{1-14}{2-2}$   
 E - 1  $\frac{16}{16}$   
 SE - 6  
~~SW~~ SW - 1  
 NW - 44  
 Calm  $\frac{16}{2}$   
97  
 97  
125  
 172





$$\begin{array}{r} 38 \\ 128 \\ 2 \\ \hline 426 \\ 2 \\ \hline 128 \end{array}$$

N	4
NE	32 $\frac{27-1}{5-2}$
E	2
SE	12 $\frac{10-1}{2-2}$
S	1
SW	7 $\frac{6-1}{1-2}$
W	2
NW	42
Column	$\frac{26}{128}$

C  
 P  
 C

N	NE	E	SE	SW	W	NW	CALL	TIME	N	NE	E	SE	S	SW	W	NW	CALL	TIME	
								6-5-20	✓									1-130	✓
								6-6-20	✓									1-7-20	✓
								7-7-20	✓									3-3-20	✓
								8-8-20	✓									4-1-20	
								9-9-20	✓				2					5-5-20	
								10-10-20	✓									1-6-20	✓
								11-11-20	✓									1-7-20	✓
								1-1-25	✓									8-8-20	✓
								2-2-20	✓									9-9-20	✓
								3-3-20	✓									10-10-20	✓
								4-4-20	✓									11-11-20	✓
								5-5-20	✓									12-12-20	✓
								6-6-20	✓									1-1-21	✓
								7-7-20	✓									2-1-21	✓
								8-8-20	✓									3-1-21	✓
								9-9-20	✓									4-1-21	✓
								10-10-20	✓									5-1-21	✓
								11-11-20	✓									6-1-21	✓
								12-12-20	✓									7-1-21	✓
								1-1-21	✓									8-1-21	✓
								2-2-21	✓									9-1-21	✓
								3-3-21	✓									10-1-21	✓
								4-4-21	✓									11-1-21	✓
								5-5-21	✓									12-1-21	✓
								6-6-21	✓									1-1-22	✓
								7-7-21	✓									2-1-22	✓
								8-8-21	✓									3-1-22	✓
								9-9-21	✓									4-1-22	✓
								10-10-21	✓									5-1-22	✓
								11-11-21	✓									6-1-22	✓
								12-12-21	✓									7-1-22	✓
								1-1-22	✓									8-1-22	✓
								2-2-22	✓									9-1-22	✓
								3-3-22	✓									10-1-22	✓
								4-4-22	✓									11-1-22	✓
								5-5-22	✓									12-1-22	✓
								6-6-22	✓									1-1-23	✓
								7-7-22	✓									2-1-23	✓
								8-8-22	✓									3-1-23	✓
								9-9-22	✓									4-1-23	✓
								10-10-22	✓									5-1-23	✓
								11-11-22	✓									6-1-23	✓
								12-12-22	✓									7-1-23	✓
								1-1-23	✓									8-1-23	✓
1	19	14	2	3	15	11	16	13	1	16	22	1	1	1	3	3	19	18	

(2) 1/2 Jan 22

14 JAN  
149  
149A  
149B  
149C

18  
19

N	17						
NE	44	<del>1</del> 39					
E	2	2-5					
SE	24	1-9					
S	2	2-1					
SW	3						
W							
NW	18						
Other	18						

67  
44  
17  
—  
221

N	NE	E	SE	S	SW	W	M	NE	E	SE	S	SW	W	M	TIME	CALM	TIME	CALM	TIME
	1							1							9-9-52		9-9-52		9-5-52
1								1							10-10-52	1	10-10-52		7-9-52
								1							11-11-52		11-11-52		7-9-52
								1							2-10-52		2-10-52		8-8-52
	1							2							1-11-52		1-11-52		9-9-52
								1							2-2-52		2-2-52		10-10-52
								1							3-3-52		3-3-52		11-11-52
								1							4-4-52		4-4-52		12-12-52
								1							5-5-52		5-5-52		1-1-52
								1							6-6-52		6-6-52		2-2-52
								1							7-7-52		7-7-52		3-3-52
								1							8-8-52		8-8-52		4-4-52
								1							9-9-52		9-9-52		5-5-52
								1							10-10-52		10-10-52		6-6-52
								1							11-11-52		11-11-52		7-7-52
								1							12-12-52		12-12-52		8-8-52
								1							1-1-53		1-1-53		9-9-52
								1							2-2-53		2-2-53		10-10-52
								1							3-3-53		3-3-53		11-11-52
								1							4-4-53		4-4-53		12-12-52
								1							5-5-53		5-5-53		1-1-53
								1							6-6-53		6-6-53		2-2-53
								1							7-7-53		7-7-53		3-3-53
								1							8-8-53		8-8-53		4-4-53
								1							9-9-53		9-9-53		5-5-53
								1							10-10-53		10-10-53		6-6-53
								1							11-11-53		11-11-53		7-7-53
								1							12-12-53		12-12-53		8-8-53
								1							1-1-54		1-1-54		9-9-53
								1							2-2-54		2-2-54		10-10-53
								1							3-3-54		3-3-54		11-11-53
								1							4-4-54		4-4-54		12-12-53
1-7							9	54							5-5-54		5-5-54		1-1-54
							3	2							6-6-54		6-6-54		2-2-54

17 Jan 58

17 Jan 58

17 Jan 58

17 Jan 58

17 Jan 58

N 16

NE 108

NW 4

~~Center~~

1 - 81  
2 27  
108

128

~~128~~ total

c

o

2

N	NE	E	SE	S	SW	W	NW	CALM	TIME
1	1								9-9 20
1	1								10-10 20
1	1								11-11 20
1	1								12-12 20 Noon
1	1								1-1 20
1	1								2-2 20
1	1								3-3 20
1	1								4-4 20
1	1								5-5 20
1	1								6-6 20
1	1								7-7 20
1	1								8-8 20
1	1								9-9 20
1	1								10-10 20
1	1								11-11 20
1	1								12-12 20 Handwritten 19 Jan 18
1	1								1-1 20
1	1								2-2 20
1	1								3-3 20
1	1								4-4 20
1	1								5-5 20
1	1								6-6 20
1	1								7-7 20
1	1								8-8 20
1	1								9-9 20
1	1								10-10 20
1	1								11-11 20
1	1								12-12 20
1	1								1-1 20
1	1								2-2 20
1	1								3-3 20
1	1								4-4 20
1	1								5-5 20
1	1								6-6 20
1	1								7-7 20
1	1								8-8 20
1	1								9-9 20
1	1								10-10 20
1	1								11-11 20
1	1								12-12 20
1	1								1-1 20
1	1								2-2 20
1	1								3-3 20
1	1								4-4 20
1	1								5-5 20
1	1								6-6 20
1	1								7-7 20
1	1								8-8 20
9	35	1	2	3	4	8	3	3	3

No Wind Rose Record  
 from 12 PM Plus to 5 PM



530.8

Handwritten 19 Jan 18

N	9
NE	88
E	1
SE	2
S	3
SW	4
W	0
NW	9
Calley	5

$$\begin{array}{r} 98 \\ 23 \\ \hline 121 \end{array}$$

121 Total OBS.



N	NE	E	SE	S	SW	W	NW	CALM	TIME	N	NE	E	SE	S	SW	W	NW	CALM	TIME
1	1								5-5:20										1-1:30
1	1								6-6:30		1								2-2:30
1	1								7-7:30		1								3-3:30
1	1								8-8:30		1								4-4:40
1	1								9-9:30		1								5-5-50
1	1								10-10:30		1								6-6:30
1	1							✓	11-11:30		1								7-7:30
1	1								11-11:30		1								8-8:30
1	1								12-12:00		1								9-9:30
1	1								1-1:30		1								10-10:30
1	1								2-2:30		1								11-11:30
1	1								3-3:30		1								12-12:00
1	1								4-4:30		1								1-1:30
1	1								5-5:30		1								2-2:30
1	1								6-6:30		1								3-3:30
1	1								7-7:30		1								4-4:30
1	1								8-8:30		1								5-5:30
1	1								9-9:30		1								6-6:30
1	1								10-10:30		1								7-7:30
1	1								11-11:30		1								8-8:30
1	1								12-12:00		1								9-9:30
20	8	10	10	1	1	1	2	5	10	1	2	5	10	1	1	1	2	5	10
2	10	1	1	1	1	1	2	5	10	2	10	1	1	1	1	2	5	10	1

No Wind Data Recorded From 12:00 Noon to 4:30 AM 20 Jan 58  
 ↓ ↓ ↓

ANDIC  
20 JAN

119 Total, C

611  
111  
111  
111  
808

11 - 2

6-2 08 - 3N  
11-1

9 - 3

6-1 01 - 25

1 - 5

1 - MS

3 - M

5 - MW

11 - 11  
Colum - 11



N	— 2
NE	— 14 $\begin{array}{r} 1-13 \\ 2-11 \end{array}$
E	— 3
SE	— 11 $\begin{array}{r} 1-10 \\ 2-11 \end{array}$
S	— 3 $\begin{array}{r} 1-2 \\ 2-1 \end{array}$
SW	— 22
W	— 10
NW	— 6
Column	— 17

27
28
14
11
2
<u>88</u>

88 Total  
 085



N	3	1-21
NE	6	2-22
E	6	
SE	19	1-10
S	0	2-7
		3-2
SW	7	1-4
		2-3
W	8	2-8
NW	60	1-32
		2-28
(CALM)	2	

15  
 19  
 51  
 29  
 2  
 111

111 TOTAL OBS



N	-1
NE	-6
E	-8
SE	-34
S	-1
SW	-11
W	-8
NW	-49
CHUM	-10

78  
 35  
 15  
 ---  
 128

128 TOTAL





N								
NE	-16							
E	-26	1-24	2-2					
SE	-5							
S								
SW								
W								
NW	-27	1-26	2-1					
Center								

42  
6  
1 27  
75

75 TOTAL