



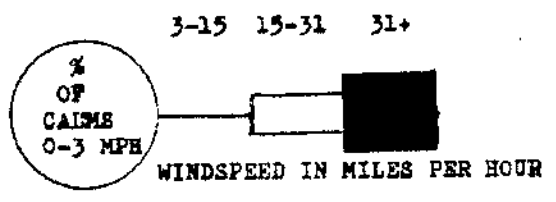
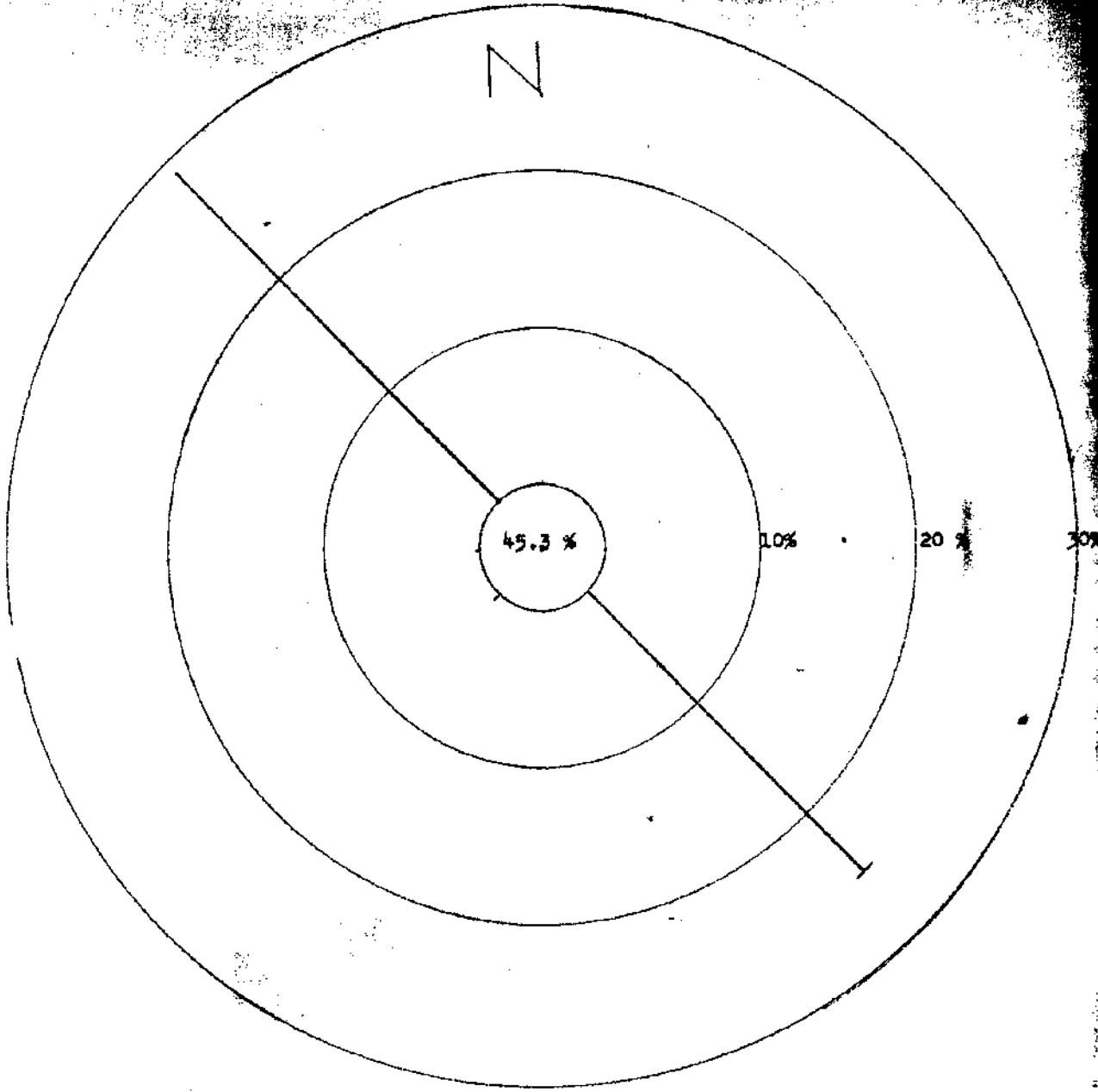
June 1958

Date	Max Temp	Time of Max Temp	Min Temp	Time of Min Temp	Average Daily Temp	Hours Below Freezing	Precipitation (Inches)
1	73	1300	56	0600	64.5	0	0
2	75	1000	55	0700	65.0	0	0
3	86	1300	58	0600	67.0	0	0
4	79	1400	60	0700	69.5	0	0
5	77	1500	55	0600	66.0	0	0
6	74	1500	52	0700	63.0	0	0
7	73	1400	55	0700	64.0	0	0
8	72	1500	55	0600	63.5	0	0
9	82	1200	57	0700	69.5	0	0
10	73	1400	59	2300	66.0	0	0
11	68	1400	54	0700	61.0	0	0
12	72	1600	55	0700	63.5	0	0
13	75	1400	56	0500	65.5	0	0
14	90	1300	64	0700	77.0	0	0
15	83	1500	62	0700	72.5	0	0
16	85	1400	65	0600	75.0	0	0
17	83	1300	64	0600	73.5	0	0
18	83	1500	64	0600	73.5	0	0
19	83	1200	62	0700	72.5	0	0
20	85	1300	63	0600	74.0	0	0
21	85	1300	64	0600	74.5	0	0
22	86	1200	67	0600	76.5	0	0
23	76	1400	68	0700	72.0	0	0
24	83	1500	59	0700	71.0	0	0
25	86	1600	64	0400	75.0	0	0
26	86	1400	60	0700	73.0	0	0

June 1958

Date	Max Temp	Time of Max Temp	Min Temp	Time of Min Temp	Average Daily Temp	Hours Below Freezing	Precipitation (Inches)
27	86	1600	61	0400	73.5	0	0
28	87	1300	68	0700	77.5	0	0
29	78	1400	57	0700	67.5	0	0
30	86	1300	60	0600	73.0	0	0
Ave.	80.0		59.5		69.9		
Total							0

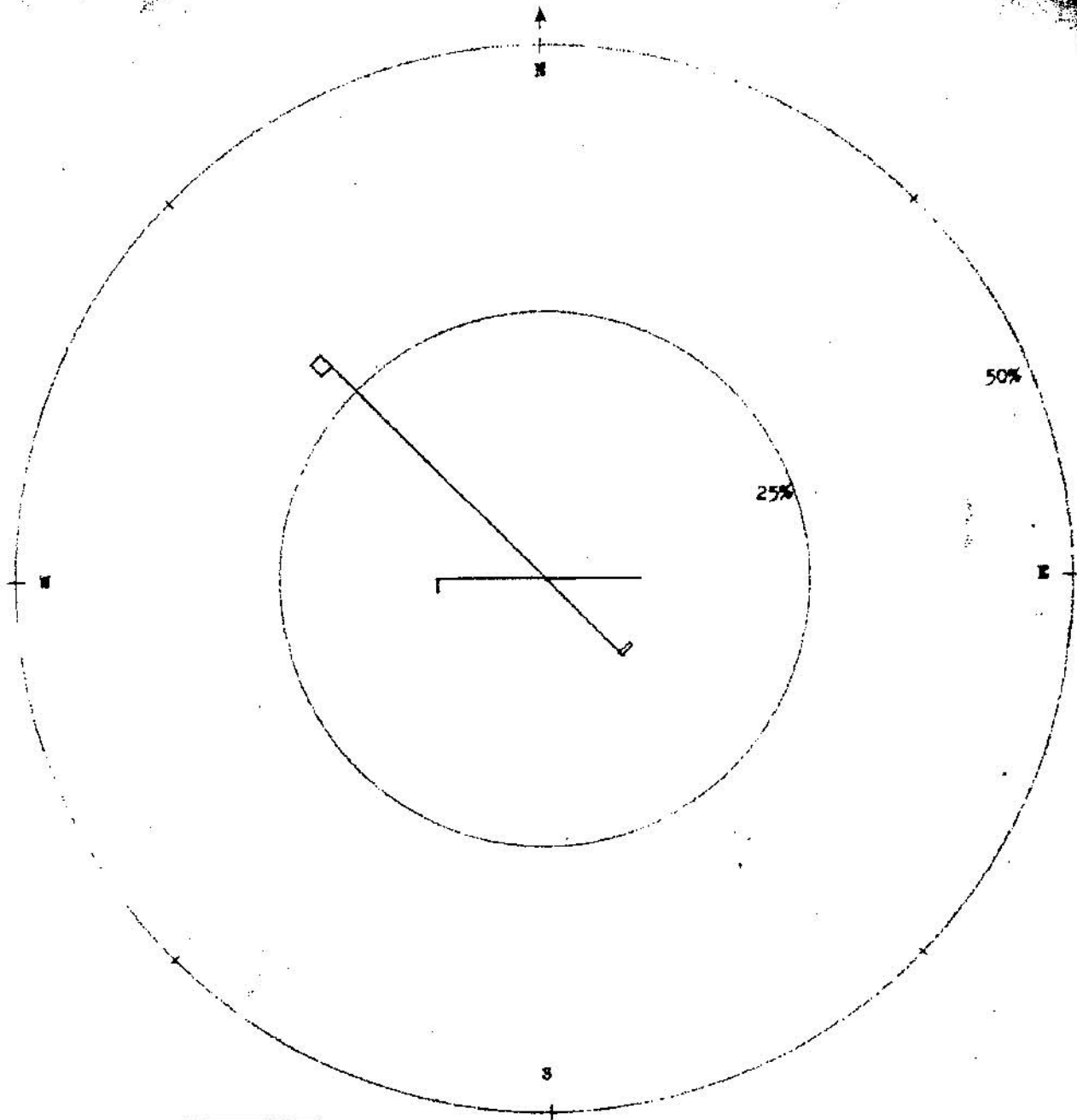
JUNE 1958



May 1958

Date	Max Temp	Time of Max Temp	Min Temp	Time of Min Temp	Average Daily Temp	Hours Below Freezing	Precipitation (Inches)
1	68	1400	52	0100	60	0	0
2	64	1300	53	0700	58.5	0	0
3	71	1500	54	0100	62.5	0	0
4	85	1600	58	0700	71.5	0	0
5			54	0600		0	0
6	80	1400					0
7	65	1300	54	2200	59.5	0	0
8	68	1300	54	0600	61.0	0	0
9	61	1500	53	0500	57.0	0	0
10	63	1600	52	0700	57.5	0	0
11	60	0100	52	0500	56.0	0	0
12	67	1400	51	0700	59.0	0	0
13	73	1400	52	0600	62.5	0	0
14	86	1400	57	0700	71.5	0	0
15	89	0100	62	0600	75.5	0	0
16	81	1800	54	0300	67.5	0	0
17	80	0100	56	0500	69.0	0	0
18	80	1400	60	0700	70.0	0	0
19	82	1400	62	0400	72.0	0	0
20	86	1500	60	0600	73.0	0	0
21	83	1600	60	0400) 2200)	71.5	0	0
22	79	1500	63	2100	71.0	0	0
23	79	1300	58	2300	68.5	0	0
24	82	1400	56	0400	69.0	0	0
25	81	1400	58	2400	69.5	0	0
26	81	1300	58	0001	69.5	0	0
27	85	1500	60	0001	72.5	0	0
28	86	1200	64	0600	75.0	0	0
29	84	1300	66	0600	75.0	0	0
30	80	1200	61	2400	70.5	0	0
31	70	1700	56	2300	63.0	0	0
Ave.	76.6		57.0		66.8		
Total							0

WIND ROSE  
 SNE - May 1958



LEGEND			
3	-15	15-31	31+
Windspeed in miles per hour			

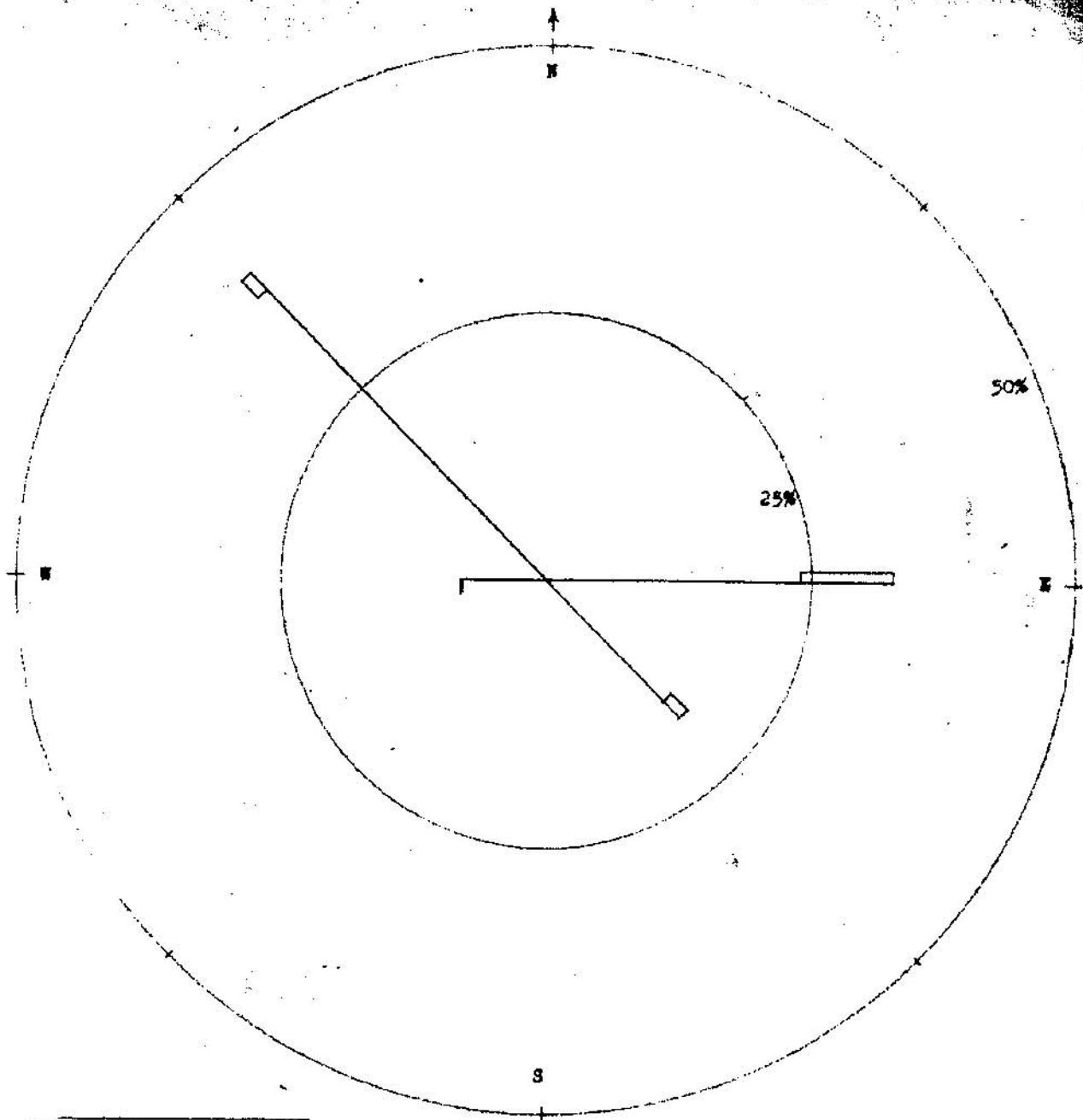
Calm 0-3 MPH 41%

Values indicated represent 62%  
 of possible monthly observations

April 1958

Date	Max Temp	Time of Max Temp	Min Temp	Time of Min Temp	Average Daily Temp	Hours Below Freezing	Precipitation (Inches)
1	52	1200	44	2400	48.0	0	2.20
2	52	1300	44	0700	48.0	0	.30
3	52	1300	44	2400	48.0	0	1.15
4	54	1400	40	0600	47.0	0	.30
5	59	1500	44	0500	51.5	0	1.25
6	51	1700	42	2400	46.5	0	.70
7	58	1500	40	0200	49.0	0	.60
8	68	1400	49	0100	58.5	0	0
9	76	1300	54	0200	65.0	0	0
10	81	1400	58	0600	69.5	0	0
11	78	1500	63	0200	70.5	0	0
12	78	1600	62	0300	70.0	0	0
13	80	1400	61	0600	70.5	0	0
14	83	1300	62	0700	72.5	0	0
15	86	1400	62	0600	74.0	0	0
16	84	1100	56	2400	70.0	0	0
17	68	1500	54	0600	61.0	0	0
18	74	1400	58	0600	66.0	0	0
19	94	1600	66	0400	80.0	0	0
20	98	1400	72	0500	85.0	0	0
21	92	1300	70	2400	81.0	0	0
22	79	1200	57	2400	68.0	0	0
23	72	1300	52	0600	62.0	0	0
24	73	1300	52	0500	62.5	0	0
25	68	1400	50	0600	59.0	0	0
26	70	1500	52	0500	61.0	0	0
27	72	1300	53	0600	62.5	0	0
28	80	1200	51	0600	65.5	0	0
29	64	1400	52	0600	58.0	0	0
30	65	1200	52	0700	58.5	0	0
Ave.	72.0		53.8		62.9		
Total							6.50

APR 12 1958



LEGEND			
3-15	15-31	31+	
Windspeed in miles per hour			

Calm 0-3 MPH 2%

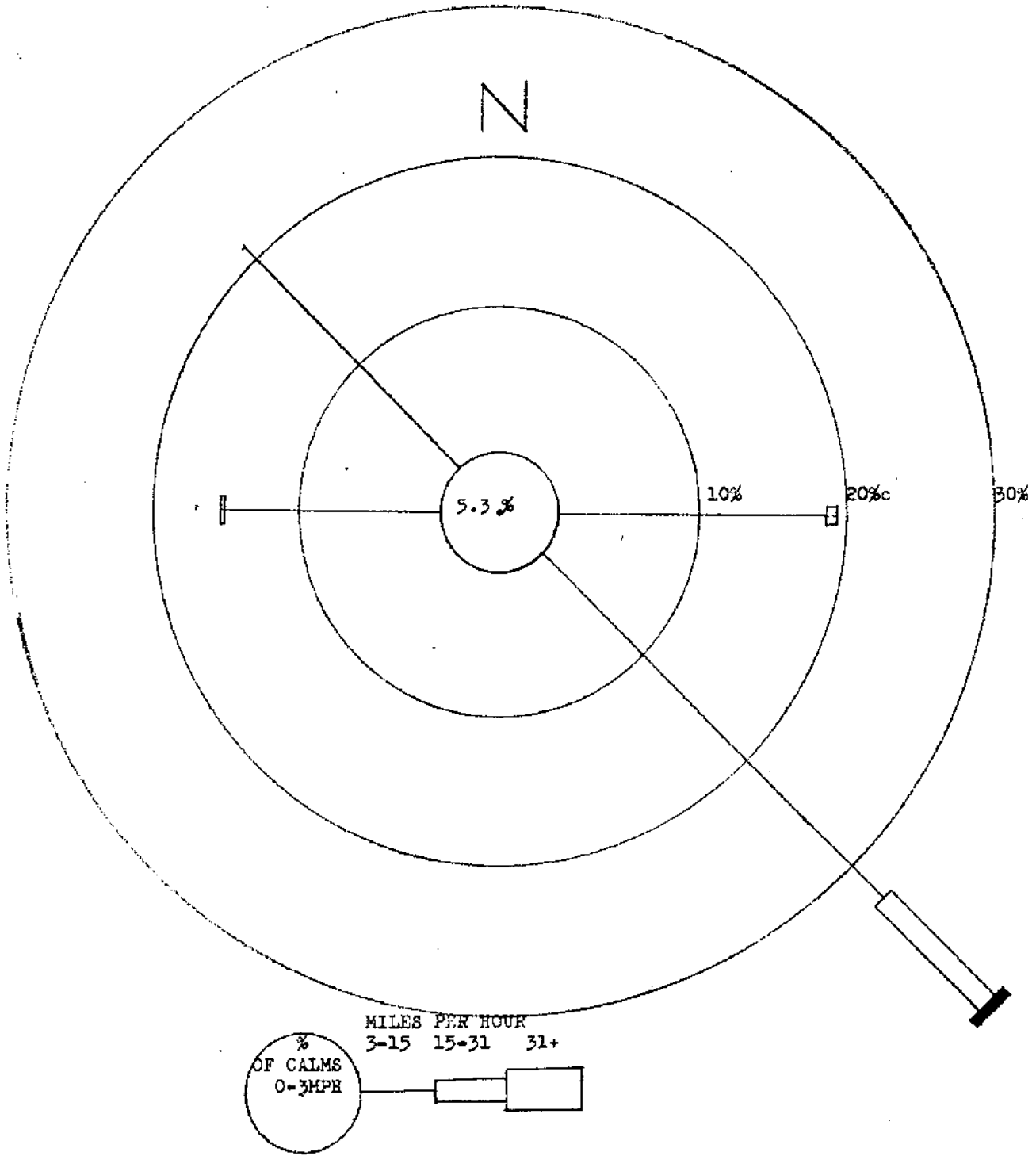
Values indicated represent 32% of possible monthly observations.



March 1958

Date	Max Temp	Time of Max Temp	Min Temp	Time of Min Temp	Average Daily Temp	Hours Below Freezing	Precipitation (Inches)
1	60	1600	44	0800	52.0	0	0
2			42	0700		0	0
3	60	1300					0
4	64	1400	47	0700	55.5	0	0
5	66	1300	47	2400	56.5	0	0
6	48	0001	41	1600	44.5	0	0
7	58	1300	41	0700	49.5	0	0
8	55	1600	44	0700	49.5	0	0
9	59	1400	44	0800	51.5	0	0
10	60	1200	45	0200	52.5	0	0
11	56	1600	40	0700	48.0	0	0
12	53	1400	41	0700	47.0	0	0
13	50	1300	40	0600	45.0	0	0
14	50	1600	44	0800	47.0	0	.85
15	50	2400	44	0800	47.0	0	1.50
16	60	1400	50	0800	55.0	0	.15
17	60	1200	50	0700	55.0	0	.05
18	62	1400	47	0700	54.5	0	0
19	72	1500	50	0700	61.0	0	0
20	56	1100	46	2400	51.0	0	.20
21	56	1700	46	0001	51.0	0	.90
22	59	1500	47	0700	53.0	0	.15
23	55	1100	47	0100	51.0	0	.10
24	62	1200	48	0600	55.0	0	0
25	64	1400	46	0700	55.0	0	0
26	64	1300	49	0700	56.5	0	0
27	53	1500	43	2400	48.0	0	.30
28	54	1200	43	0200	48.5	0	0
29	53	1500	45	0700	51.5	0	0
30	57	1500	45	0500	51.0	0	.10
31	57	1500	48	0600	52.5	0	0
Ave.	57.9		45.1		51.5		
Total							4.30

WIND ROSE  
SRE  
MARCH 1958

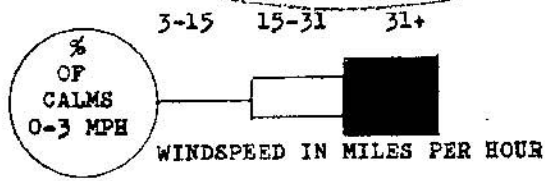
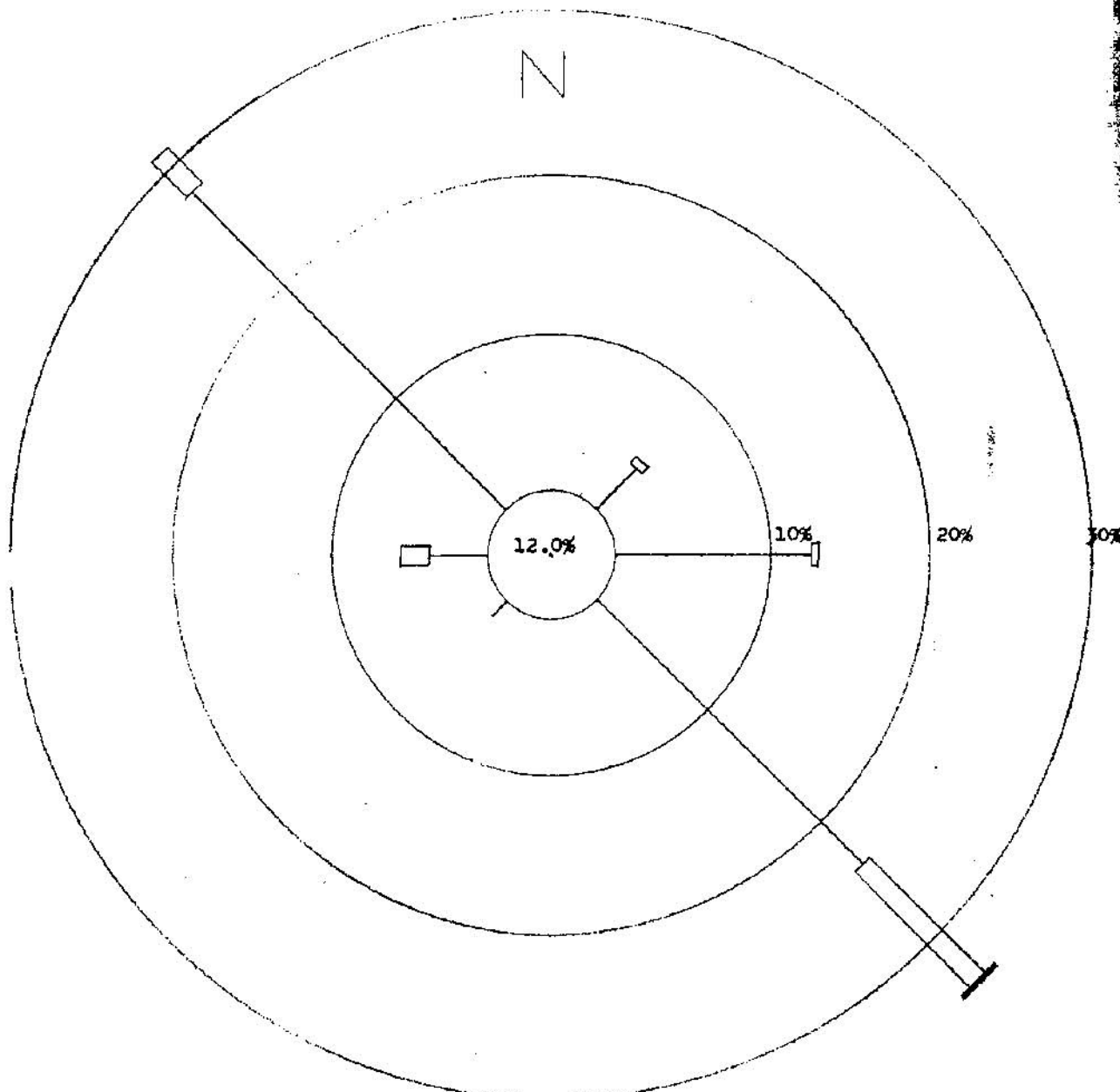




February 1958

Day	Max Temp	Time of Max Temp	Min Temp	Time of Min Temp	Average Daily Temp	Hours Below Freezing	Precipitation (Inches)
1	67	1700	53	0300	60.0	0	
2	56	1300	48	0700	52.0	0	.50
3	58	1400	50	0900	54.0	0	1.95
4	52	1500	47	2400	49.5	0	1.80
5	57	1300	46	0700	51.5	0	.05
6	58	1500	46	0500	52.0	0	0
7	58	1500	47	0700	52.5	0	0
8	55	1500	49	2000	52.0	0	.05
9	61	1400	45	0700	53.0	0	0
10	66	1400	49	0700	57.5	0	0
11	70	1500	51	0500	60.5	0	0
12	55	0001	50	0800	52.5	0	0
13	62	1600	44	0800	53.0	0	0
14	61	1500	47	0700	54.0	0	0
15	65	1400	49	0800	57.0	0	0
16	74	1500	52	0800	63.0	0	0
17			55	0800		0	0
18							0
19							2.40
20							0
21							0
22							0
23							0
24	57	1400	45	2400	51.0	0	0
25	60	1400	44	0600	52.0	0	0
26	63	1400	45	0700	54.0	0	0
27	60	1400	44	2400	52.0	0	0
28	59	1600	44	0001	51.5	0	0
Ave.	60.6		47.7		54.1	0	
Total							6.75

WIND ROSE  
SRE  
FEBRUARY 1958





January 1958

Date	Max Temp	Time of Max Temp	Min Temp	Time of Min Temp	Average Daily Temp	Hours Below Freezing	Precipitation (Inches)
	68	1400	49	2400	58.5	0	0
2	60	1300	46	0500	53	0	0
3	60	1600	48	0800	54	0	0
4	64	1600	50	0800	57	0	0
5	68	1600	55	0900	61.5	0	0
6							0
7	73	1300	54	0500	63.5	0	0
8	68	1300	52	2300	60	0	0
9	67	1300	50	0700	58.5	0	0
10	54	1300	47	0800	50.5	0	0
11	63	1400	48	0100	55.5	0	0
12	63	1300	46	0700	54.5	0	0
13	61	1500	44	0800	52.5	0	0
14	63	1400	50	0600	56.5	0	0
15	66	1600	50	0300	58	0	0
16	68	1300	56	0200	62	0	0
17	75	1500	58	2400	66.5	0	0
18	65	1600	51	0900	58	0	0
19	61	1500	48	0500	54.5	0	0
20	64	1300	47	0800	55.5	0	0
21	54	1300	44	2400	49	0	0
22	60	1300	44	0700	52	0	0
23	53	1400	46	0700	54.5	0	0
24	49	1100	43	0300	46	0	1.25
25	54	1400	45	0001	49.5	0	.78
26	51	0001	47	2300	43	0	0
27			46	0500		0	0
28	65	1400	50	0700	57.5	0	0
29	60	1400	48	0500	54	0	0
30	58	1500	47	0600	52.5	0	0
31	61	1500	45	0700	53	0	0

Ave.

52

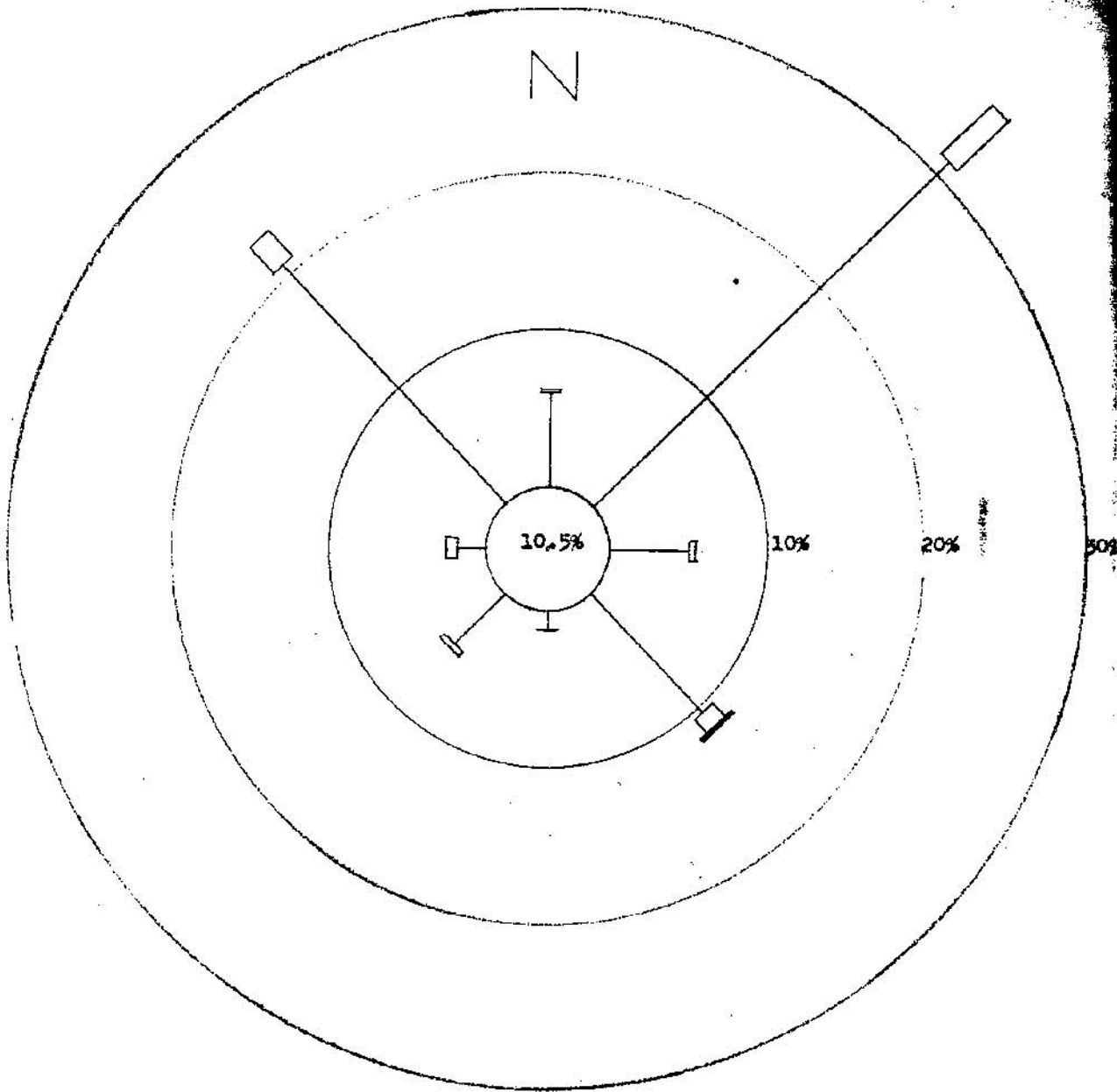
48

55

Total

2.03

WIND  
SHE  
JANUARY 1978



% OF CALMS 0-3MPH

3-15	15-31	31+
—	—	■

WINDSPEED IN MILES PER HOUR